



ಬೃಹತ್ ಬೆಂಗಳೂರು ಮಹಾನಗರ ಪಾಲಿಕೆ
Bruhat Bengaluru Mahanagara Palike



BBMP COVID-19 WAR ROOM BULLETIN – 23.07.2021



ABSTRACT OF COVID-19 CASES IN BENGALURU

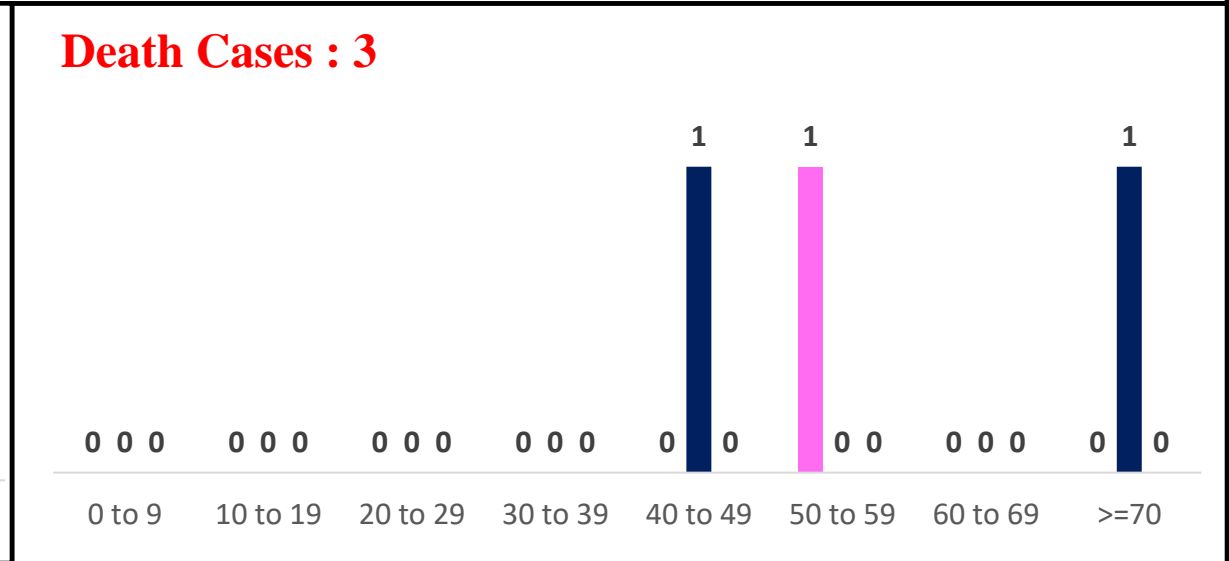
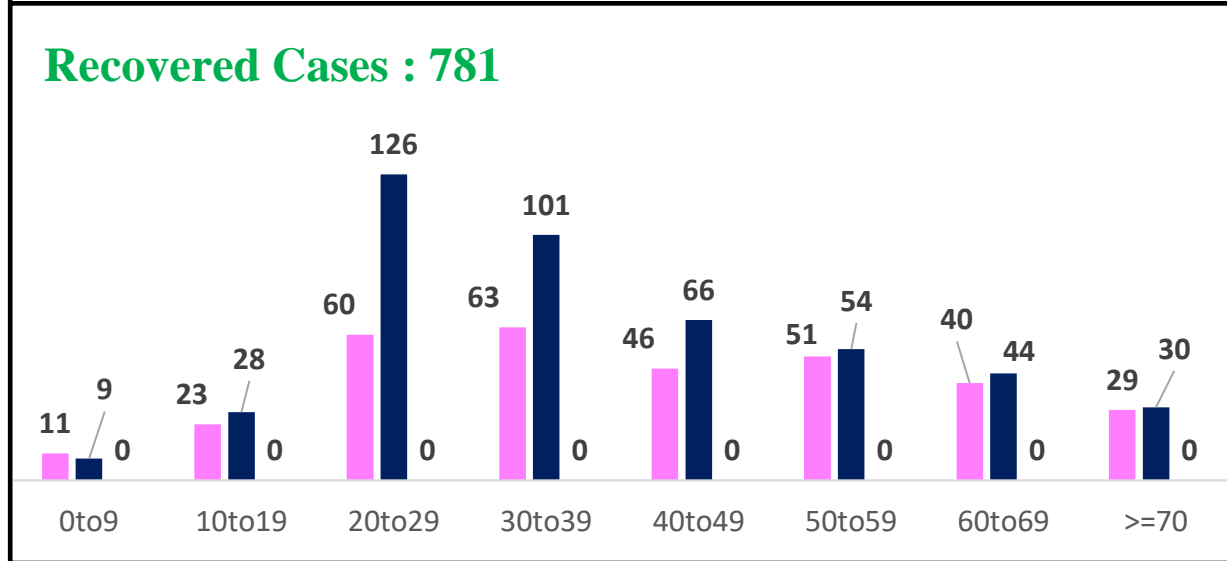
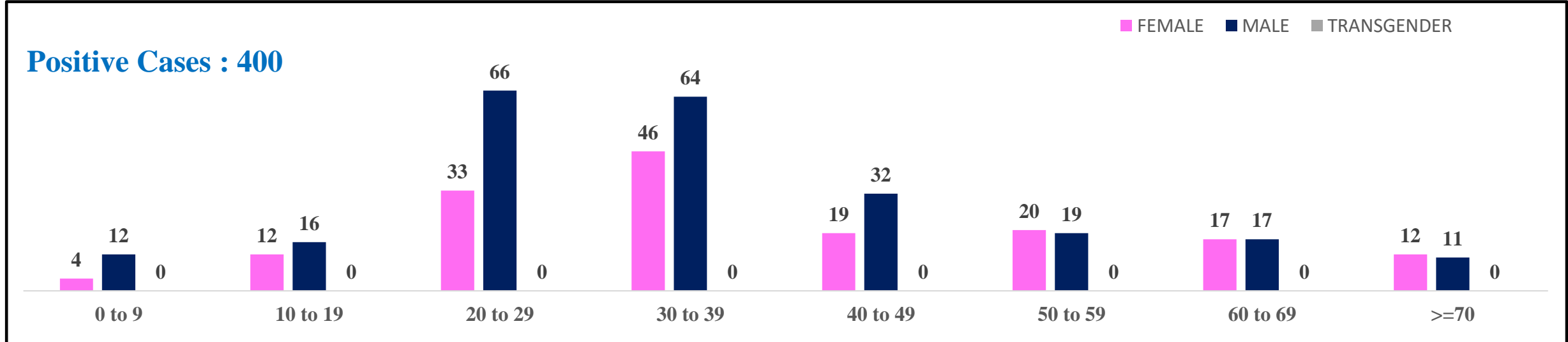


	MALE	FEMALE	TRANSGENDER	MALE	FEMALE	TRANSGENDER	TOTAL	
	Last 24 Hours	Last 24 Hours	Last 24 Hours	Cumulative	Cumulative	Cumulative	Last 24 Hours	Cumulative
Positive Cases	237	163	0	7,31,591	4,92,321	132	400	12,24,044
Recovered Cases	458	323	0	7,17,385	4,82,370	104	781	11,99,859
Death Cases	2	1	0	10,022	5,795	4	3*	15,821
Total Tests Done	In Last 24 hrs : 59,508					Cumulative : 1,61,71,794		
ACTIVE CASES					8,364			

* Covid deaths occurred today : 00 | Covid deaths occurred beyond last 24 hrs, reported today : 03



LAST 24 HOURS AGE GROUP AND GENDER WISE DISTRIBUTION





SNAPSHOT OF BENGALURU COVID-19 CASES IN LAST 8 WEEKS



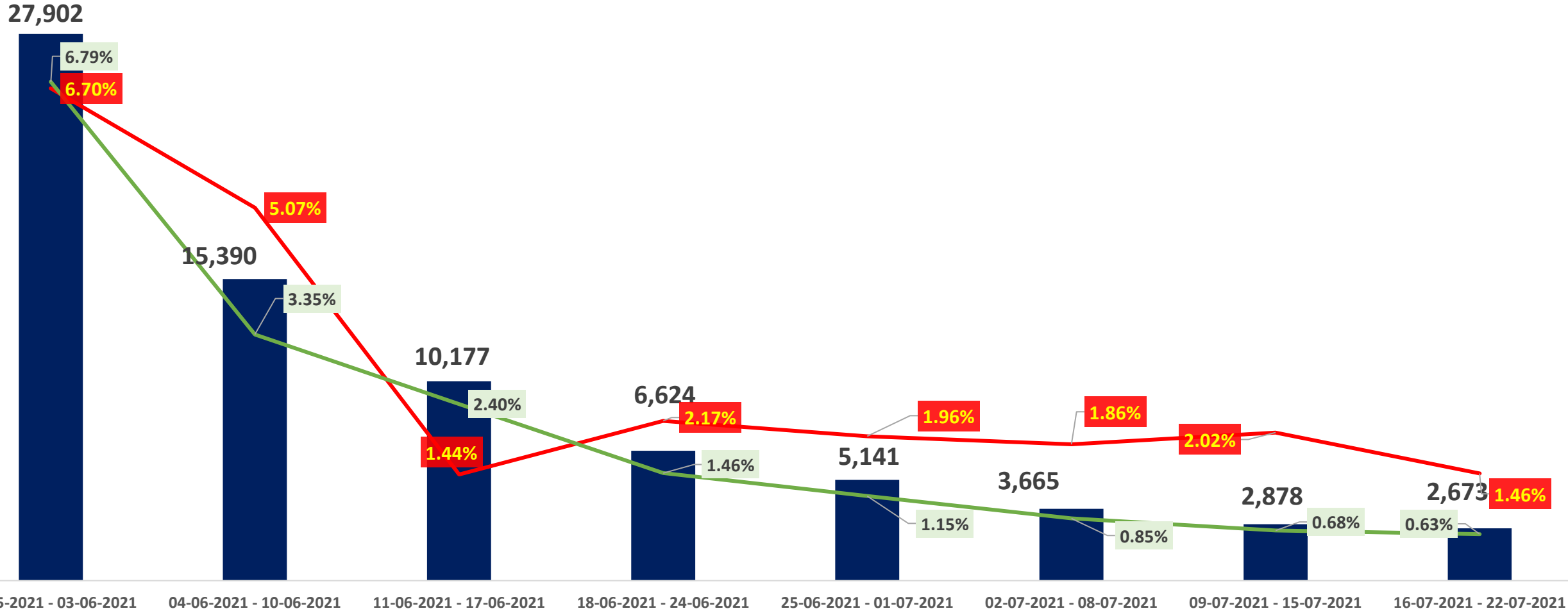
	28/05/21 TO 03/06/21	04/06/21 TO 10/06/21	11/06/21 TO 17/06/21	18/06/21 TO 24/06/21	25/06/21 TO 01/07/21	02/07/21 TO 08/07/21	09/07/21 TO 15/07/21	16/07/21 TO 22/07/21
Total Positive Cases	27,902	15,390	10,177	6,624	5,141	3,665	2,878	2,673
Total Recovered Cases	75,531	54,028	27,946	14,092	47,848	13,485	3,980	6,646
Total Death Cases	1,869	781	147	144	101	68	58	39
Case Fatality Rate	6.70%	5.07%	1.44%	2.17%	1.96%	1.86%	2.02%	1.46%
Total Tests Conducted	4,11,018	4,59,477	4,23,547	4,52,354	4,46,584	4,32,820	4,21,525	4,22,110
Positivity Rate	6.79%	3.35%	2.40%	1.46%	1.15%	0.85%	0.68%	0.63%



POSITIVITY AND MORTALITY RATE OF BENGALURU – LAST 8 WEEKS

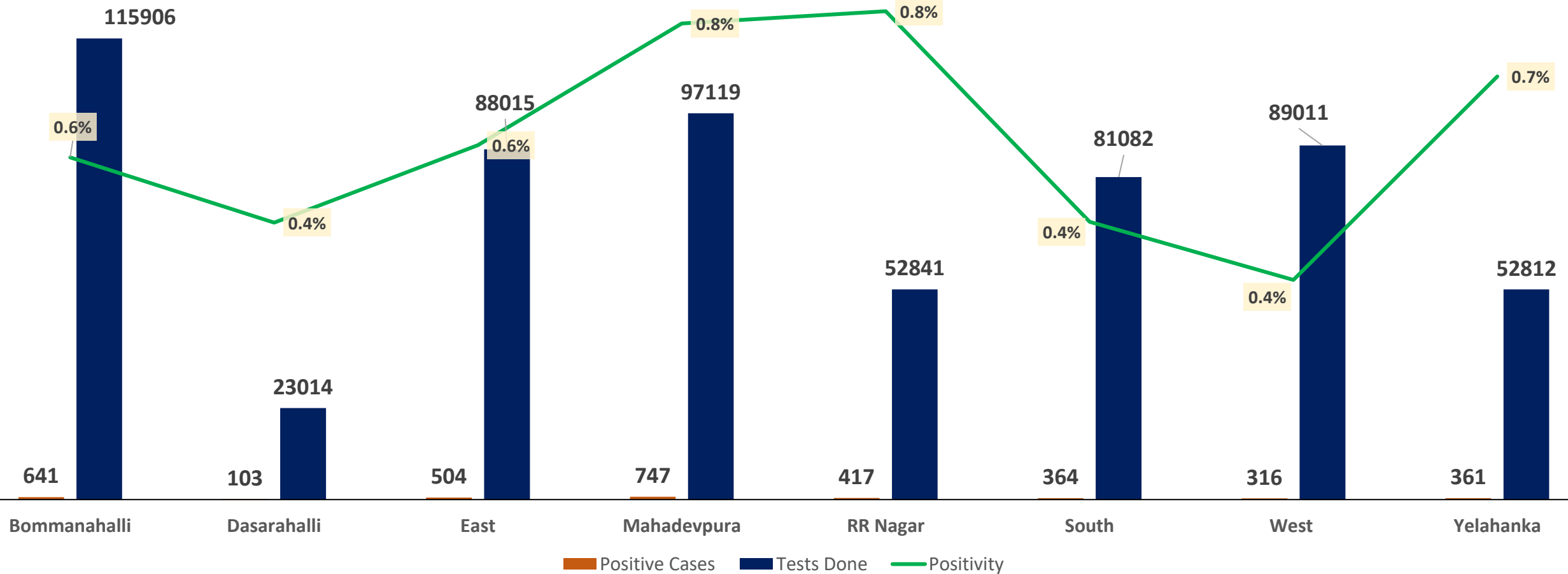


■ Total Positive Cases — Case Fatality Rate — Positivity Rate



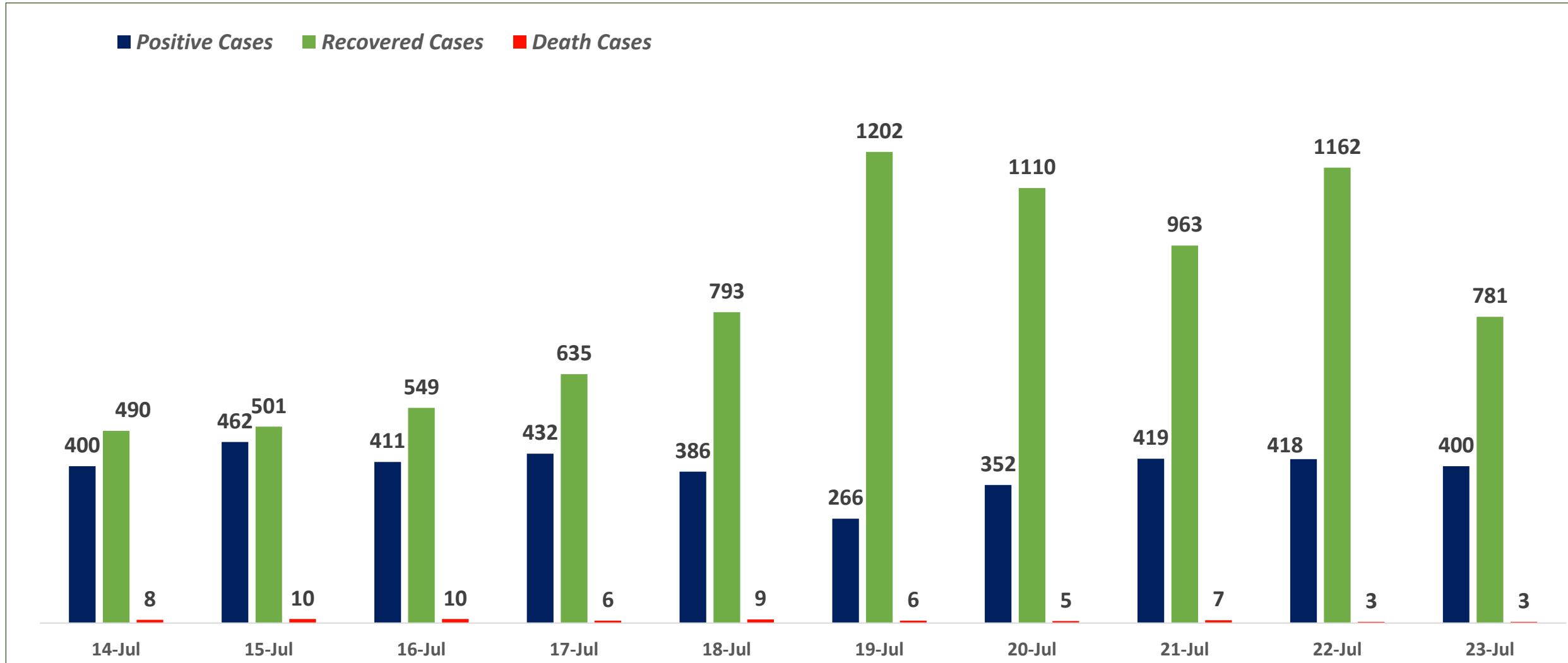


ZONE WISE POSITIVITY TREND IN LAST 10 DAYS





SNAPSHOT OF POSITIVE, RECOVERED AND DEATH CASES OVER LAST 10 DAYS ACROSS BBMP ZONES

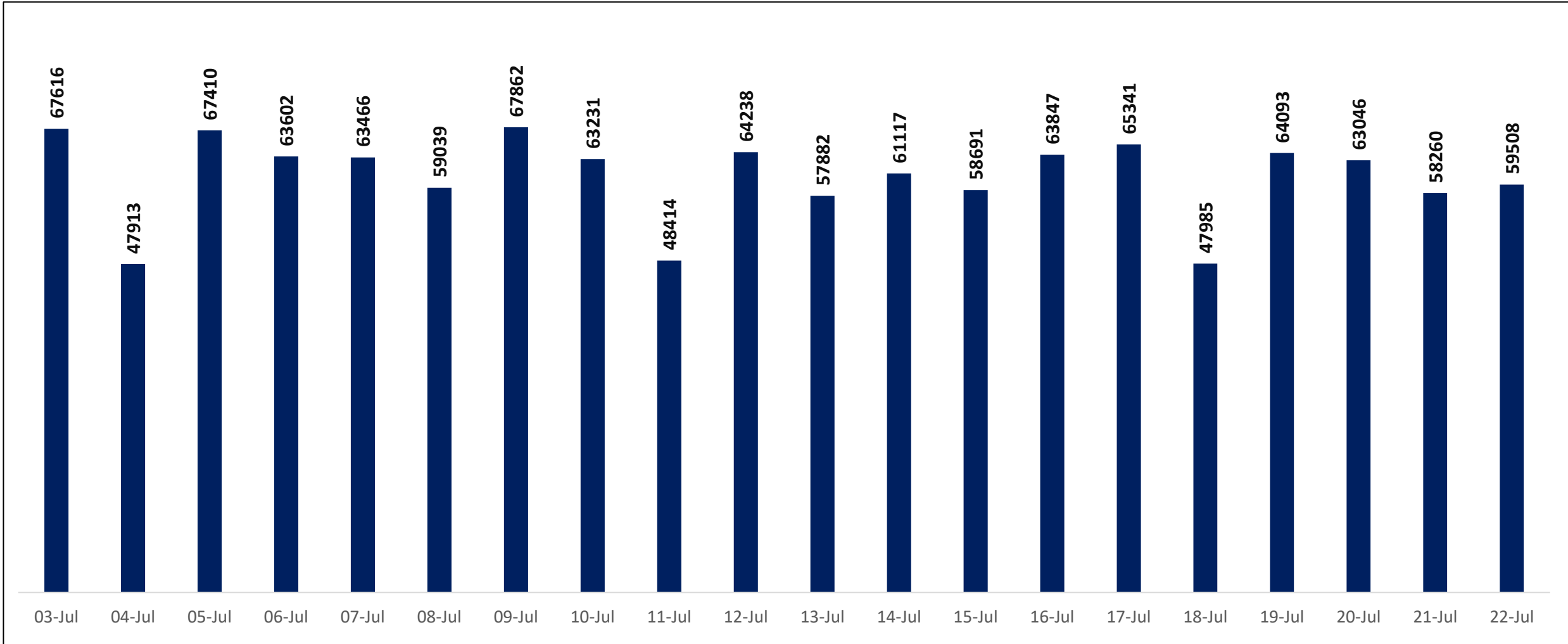




TESTING TRENDS IN BENGALURU

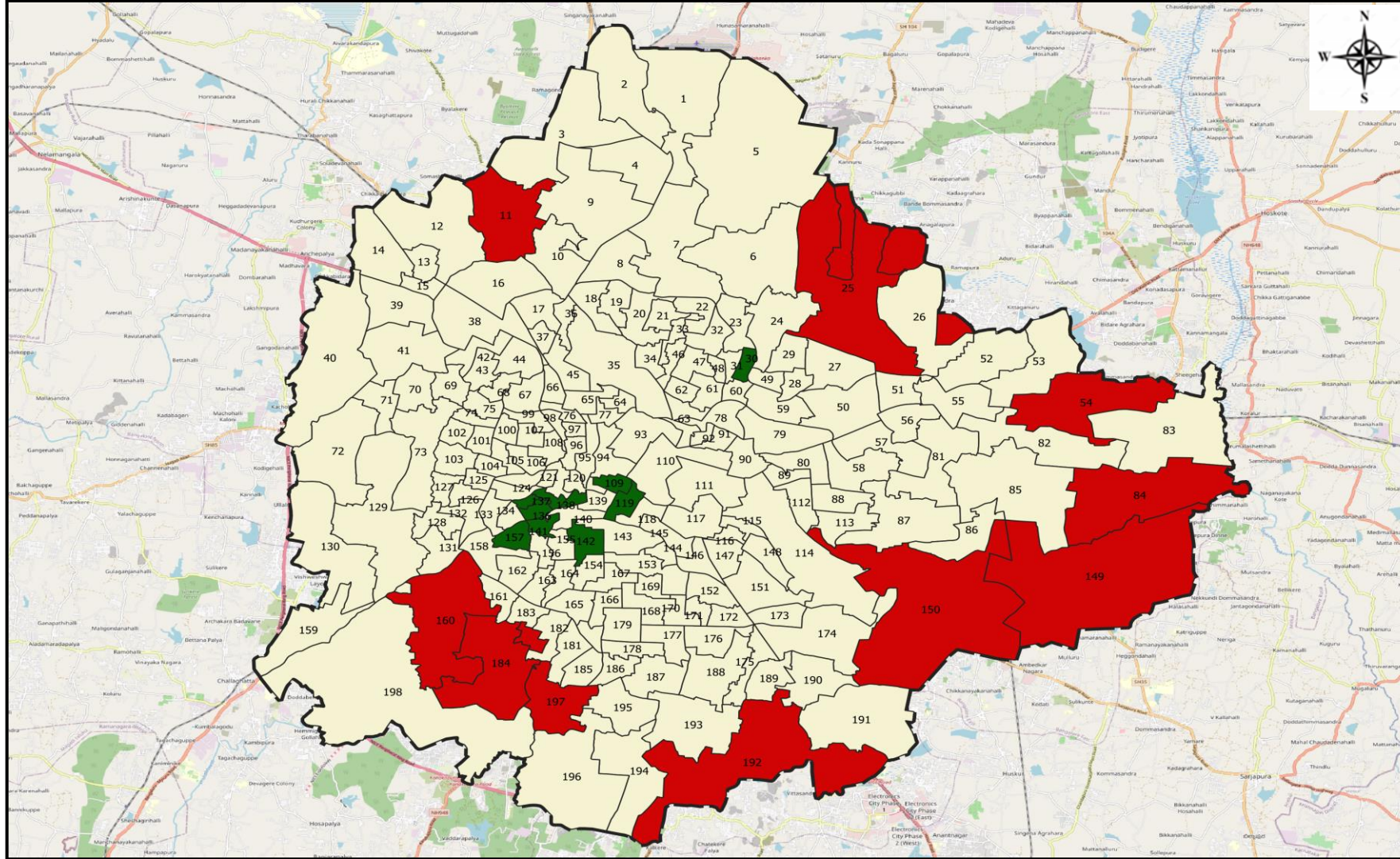


Total Test Conducted Till Date	Test Conducted Last 24 hours
1,61,71,794	59,508





BENGALURU URBAN MAP SHOWING TREND OF POSITIVE CASES IN LAST 10 DAYS



Top 10 wards reporting highest number of positive cases in last 10 days

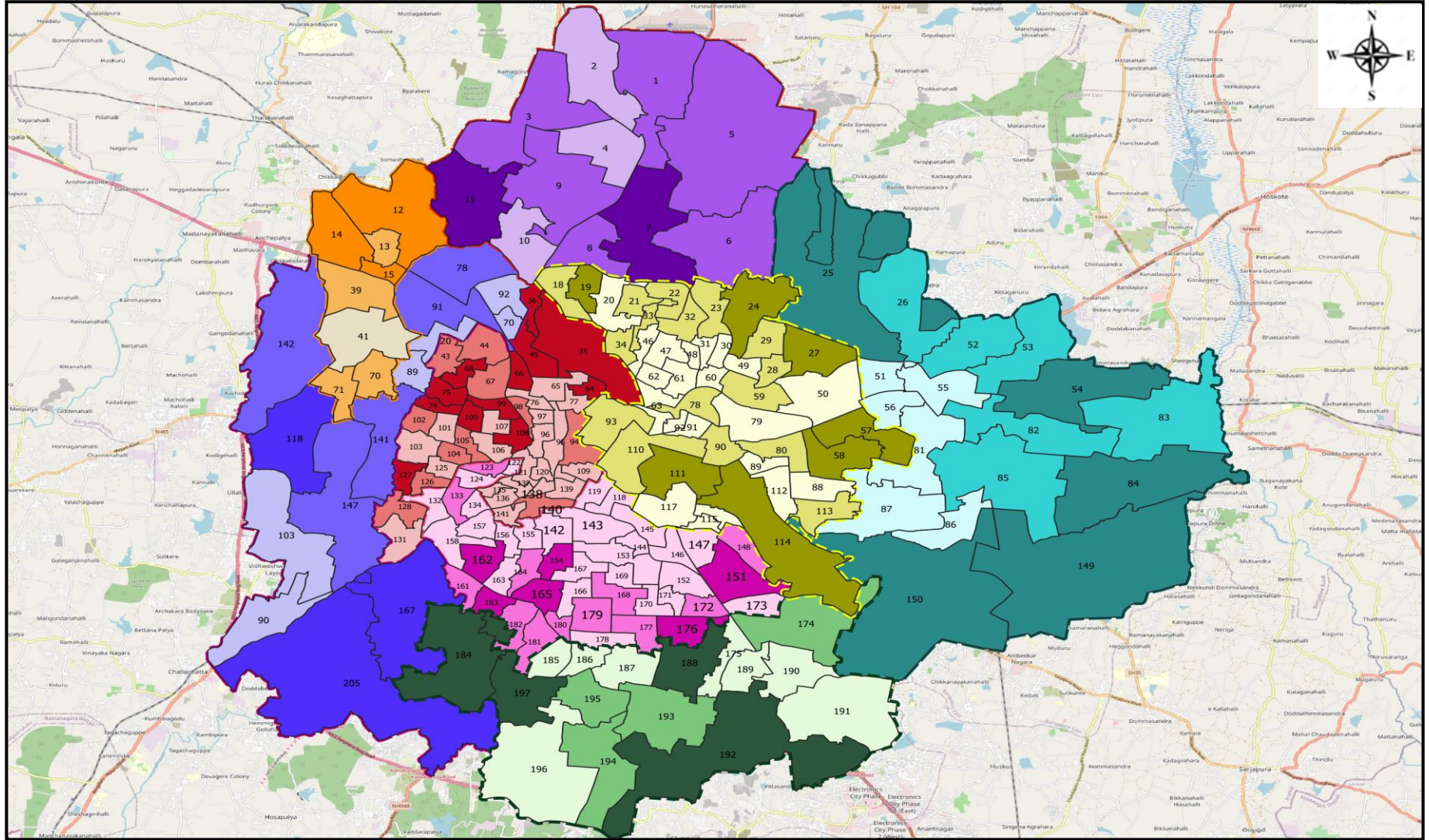
Ward No.	Ward Name
25	HORAMAVU
149	VARTHURU
192	BEGUR
150	BELLANDURU
11	KUVEMPU NAGAR
84	HAGADUR
184	UTTARAHALLI
54	HUDI
197	VASANTHPURA
160	RAJARAJESHWARI NAGAR

Top 10 wards reporting least number of positive cases in last 10 days

Ward No.	Ward Name
135	PADARAYANAPURA
136	JAGAJIVANRAM NAGAR
141	AZAD NAGAR
142	SUNKENAHALLI
157	GALI ANJANEYA TEMPLE
30	KADUGONDANAHALLI
109	CHICKPETE
119	DHARMARAYA SWAMY TEMPLE
137	RAYAPURA
138	CHALAVADIPALYA



BENGALURU MAP SHOWING TREND OF WARD WISE POSITIVE CASES IN LAST 10 DAYS



Number Of Cases Reported

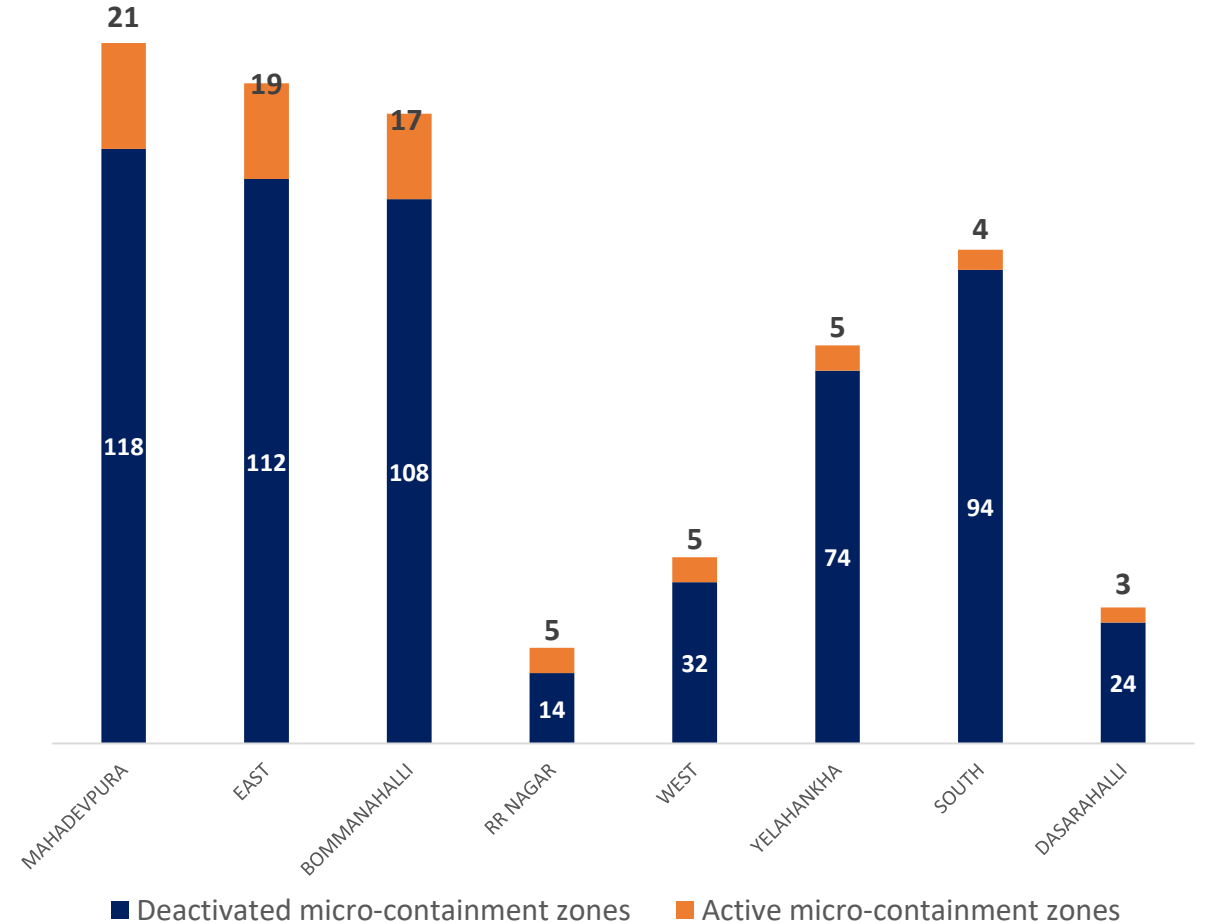
East		Dasarahalli	
0 - 7	0 - 7	0 - 7	0 - 7
7 - 21	7 - 14	7 - 14	7 - 14
> 21	> 14		
Bommanahalli		RR Nagara	
0 - 20	0 - 15	0 - 15	0 - 15
20 - 40	15 - 30	15 - 30	15 - 30
> 40	> 30		
Mahadevpura		West	
0 - 25	0 - 5	0 - 5	0 - 5
25 - 50	5 - 10	5 - 10	5 - 10
> 50	> 10		
Yelahanka		South	
0 - 14	0 - 7	0 - 7	0 - 7
14 - 30	7 - 20	7 - 20	7 - 20
> 30	> 20		



MICRO CONTAINMENT ZONE DETAILS

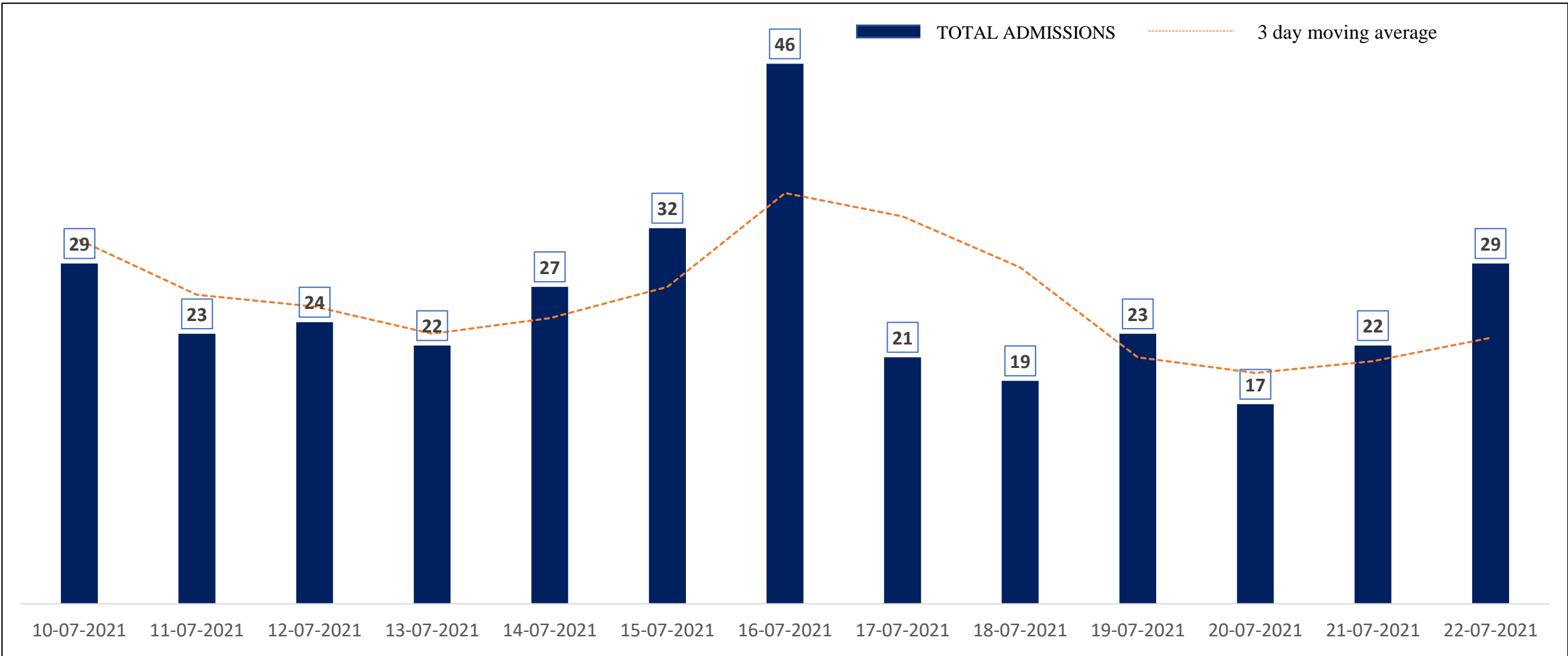


ZONE	TOTAL DECLARED	TOTAL DEACTIVATED	TOTAL ACTIVE
MAHADEVPURA	139	118	21
EAST	131	112	19
BOMMANAHALLI	125	108	17
RR NAGAR	19	14	5
WEST	37	32	5
YELAHANKHA	79	74	5
SOUTH	98	94	4
DASARAHALLI	27	24	3
TOTAL	655	576	79





HOSPITAL ADMISSIONS LAST 15 DAYS TREND



* Numbers as per Central Hospital Bed Management System (CHBMS)

* Only Fresh Admissions considered



COVID BED STATUS AS ON 23.07.2021



SR. NO.	Facility Type	No. of Hospital	Total Allocated Beds for C+ Patients					Occupied Beds for C+ Patients					Net Available Beds for C+ Patients				
			Gen Beds	HDU	ICU Beds	ICU-V	Total	Gen Beds	HDU	ICU Beds	ICU-V	Total	Gen Beds	HDU	ICU Beds	ICU-V	Total
1	Government Medical Colleges	4	20	621	53	76	770	0	23	4	3	30	20	598	49	73	740
2	Government Hospitals	16	649	210	65	127	1,051	70	45	11	19	145	579	165	54	108	906
3	Private Medical Colleges	12	792	936	136	203	2,067	5	9	12	8	34	787	927	124	195	2,033
4	Private Hospitals	64	652	697	293	176	1,818	102	31	23	27	183	550	666	270	149	1,635
Total Beds		96	2,113	2,464	547	582	5,706	177	108	50	57	392	1,936	2,356	497	525	5,314

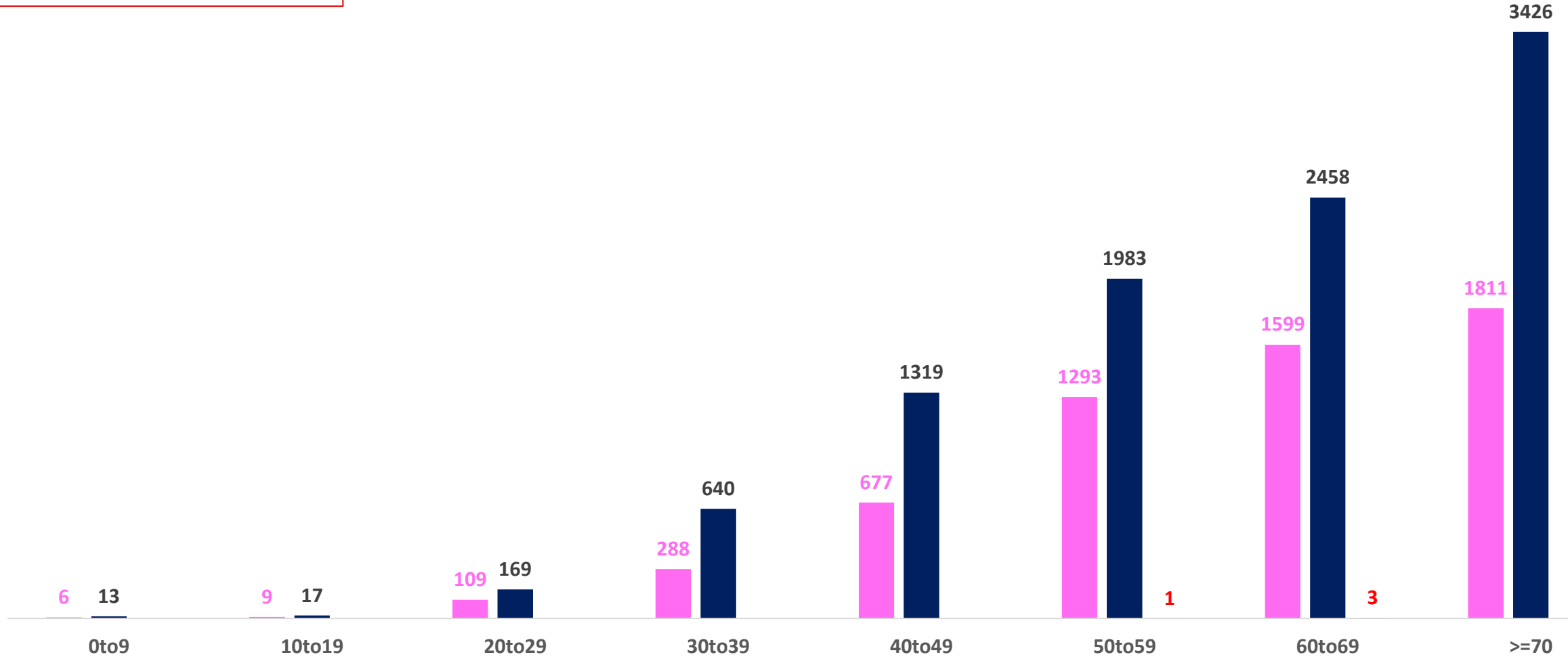


AGE AND GENDER WISE DISTRIBUTION OF DEATH CASES



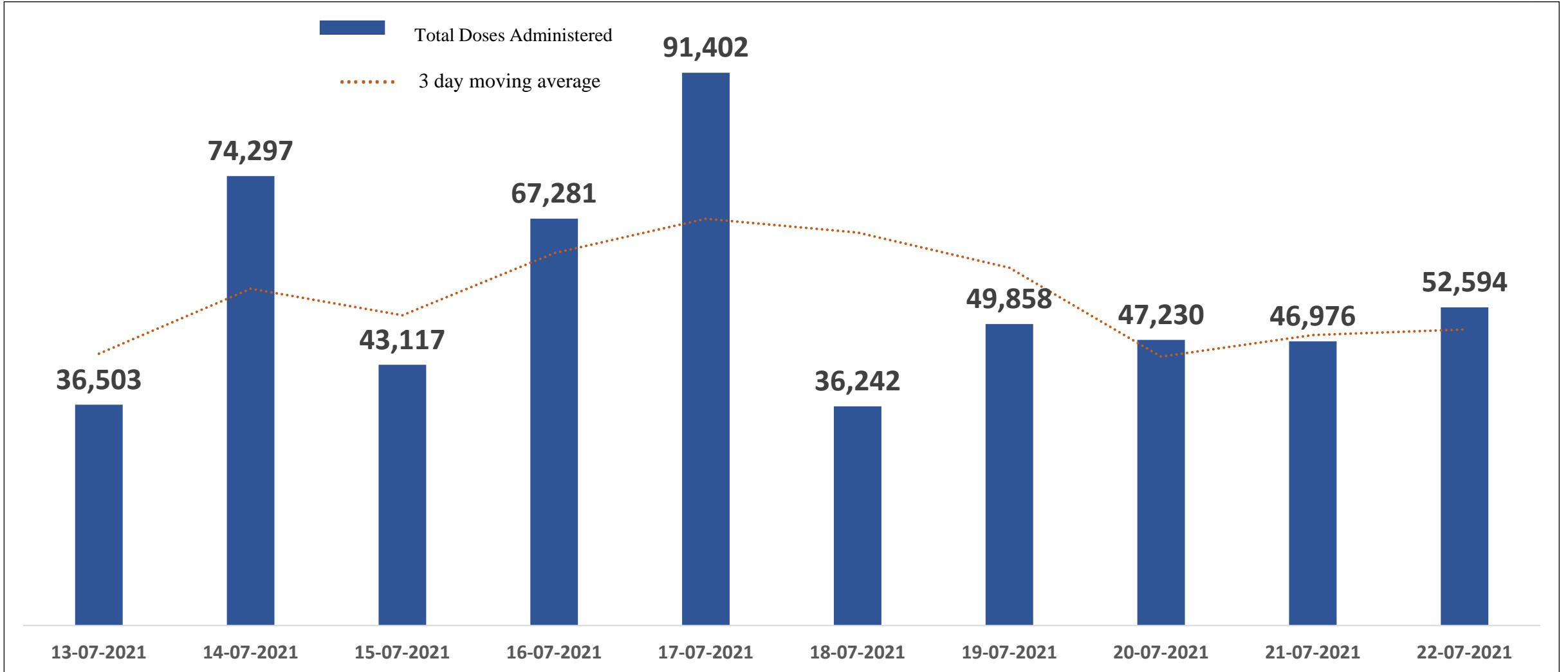
Death Cases: 15,821

Female Male Transgender





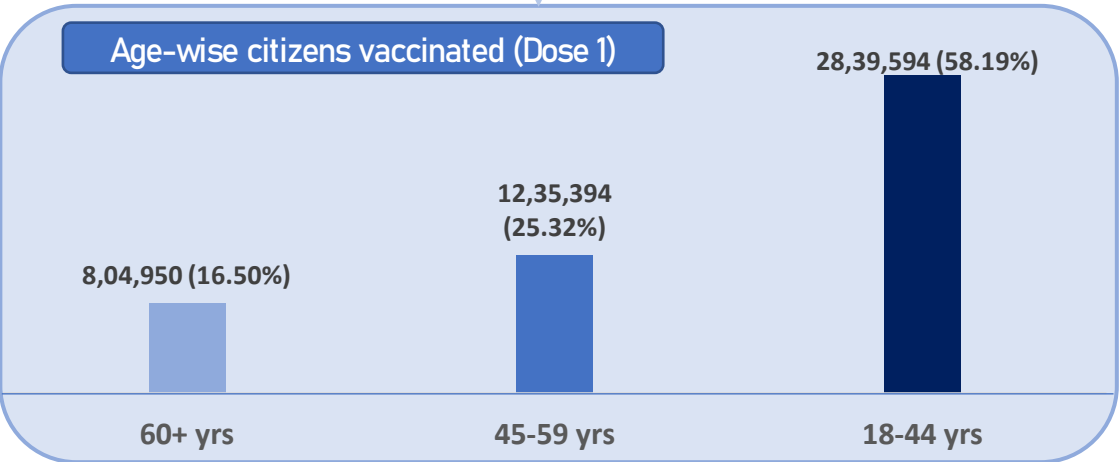
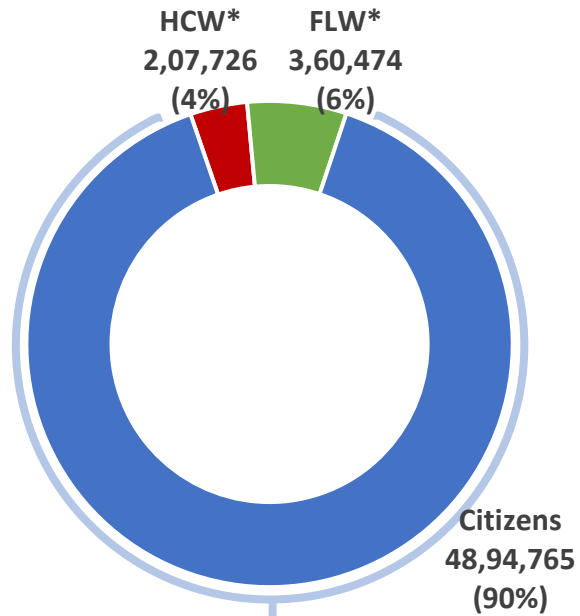
TOTAL VACCINE DOSES ADMINISTERED IN LAST 10 DAYS



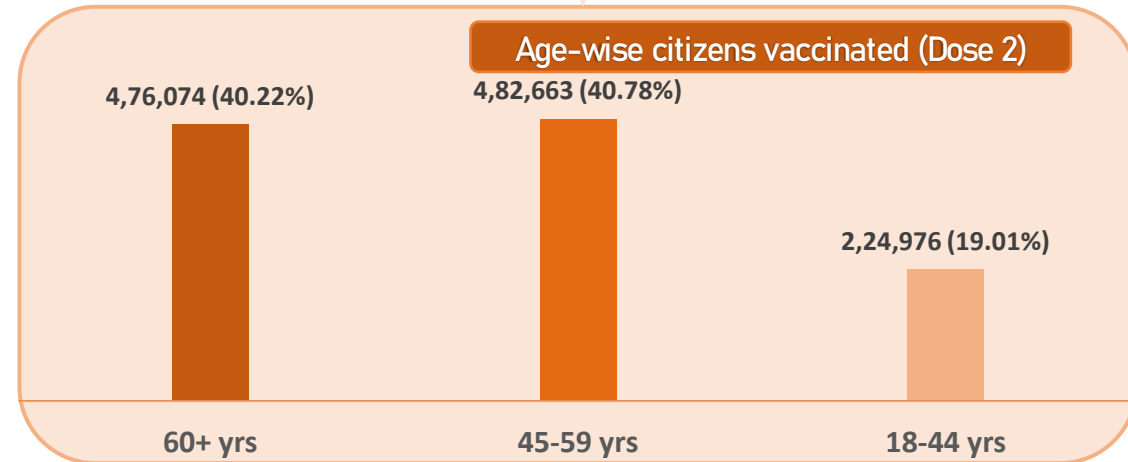
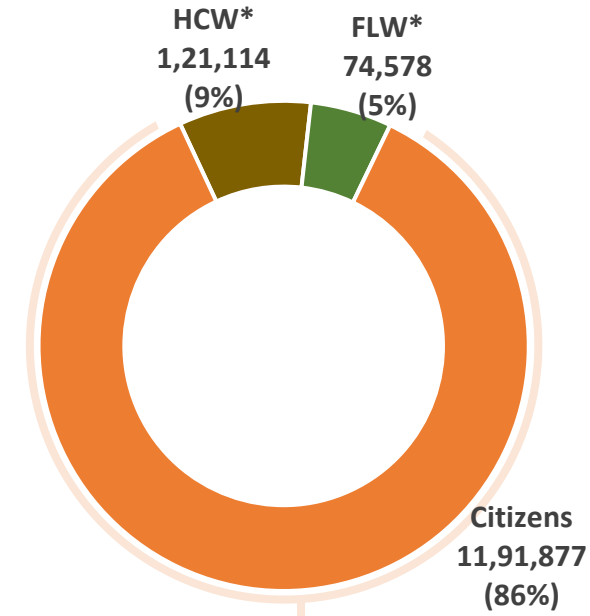


CATEGORY WISE CUMULATIVE VACCINATION IN BBMP

Dose 1



Dose 2



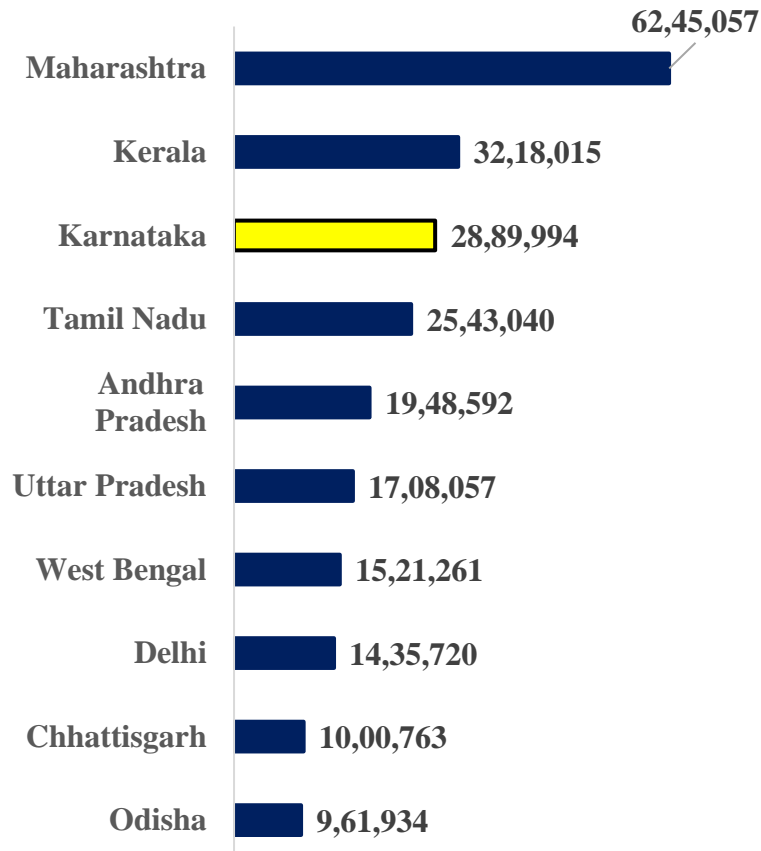
*HCW : Health Care Workers
 *FLW : Front Line Workers



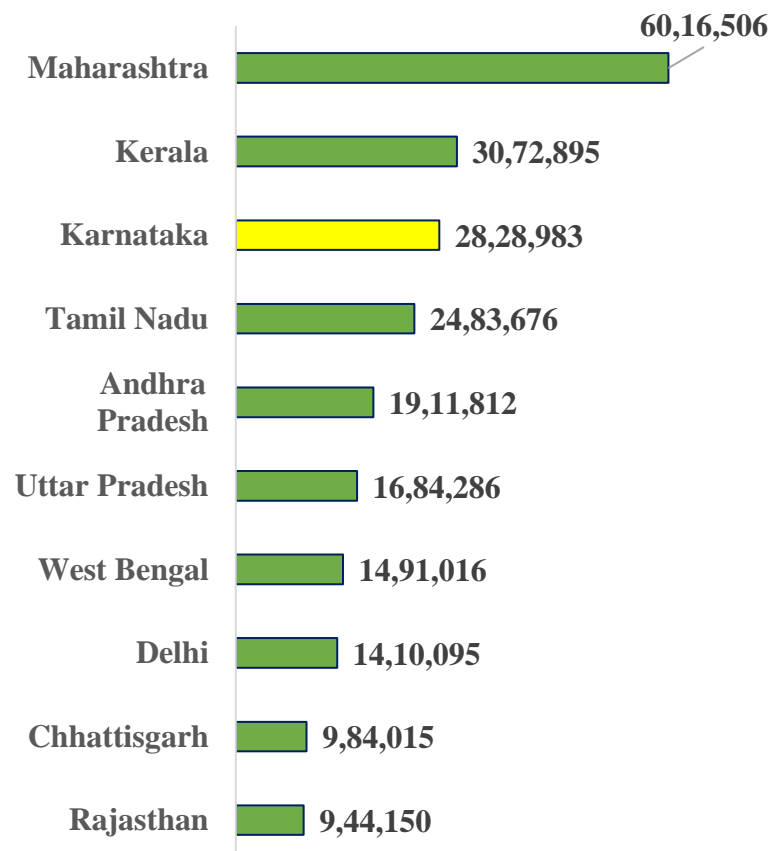
TOP 10 COVID19 AFFECTED INDIAN STATES



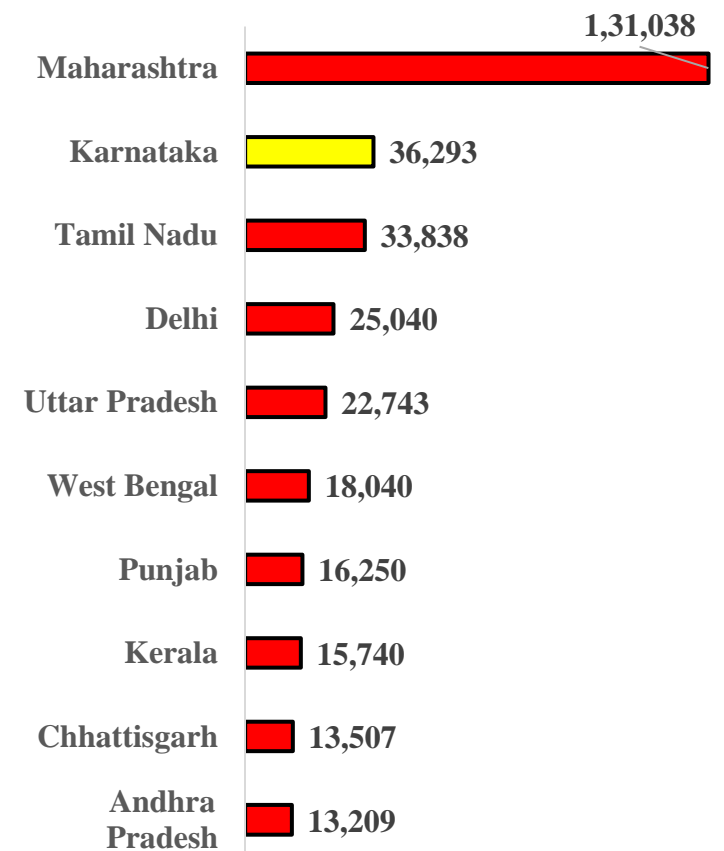
Total Positive Cases



Total Recovered Cases



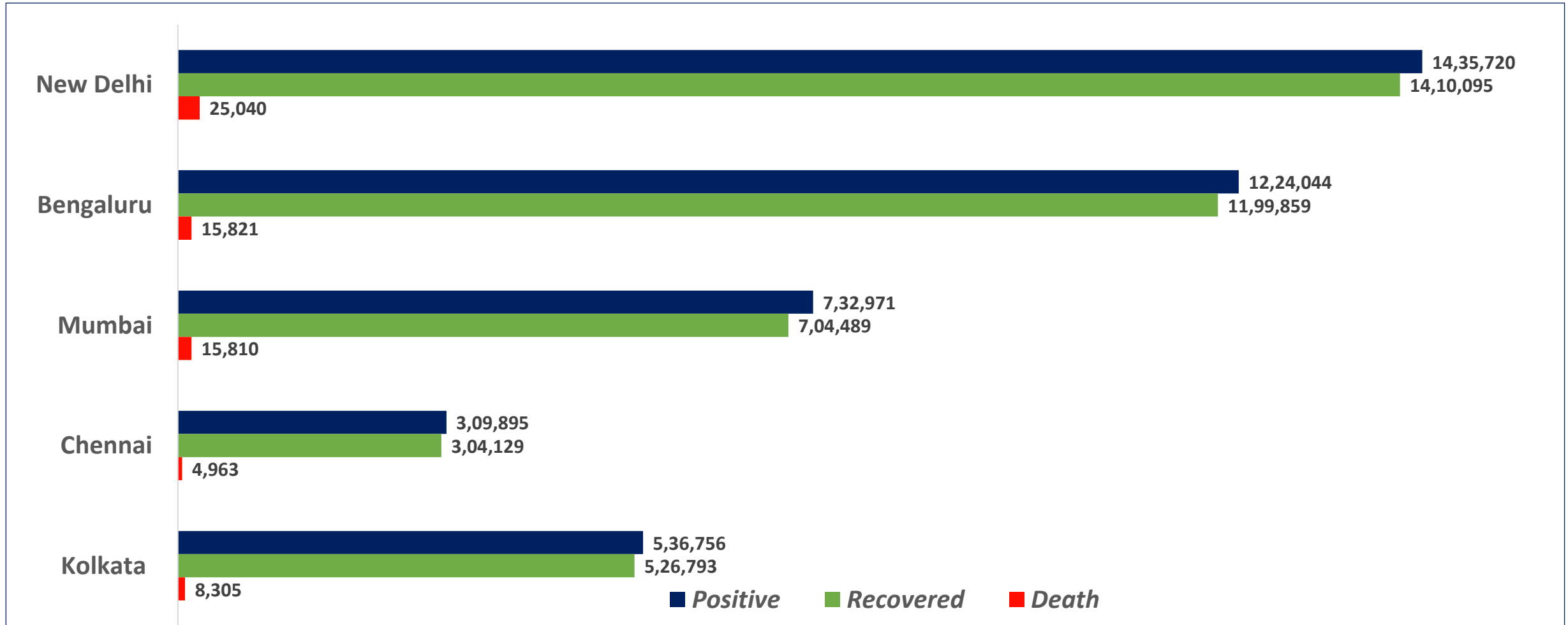
Total Death Cases



Source : <https://www.covid19india.org/> at 7:00 pm (23.07.2021)



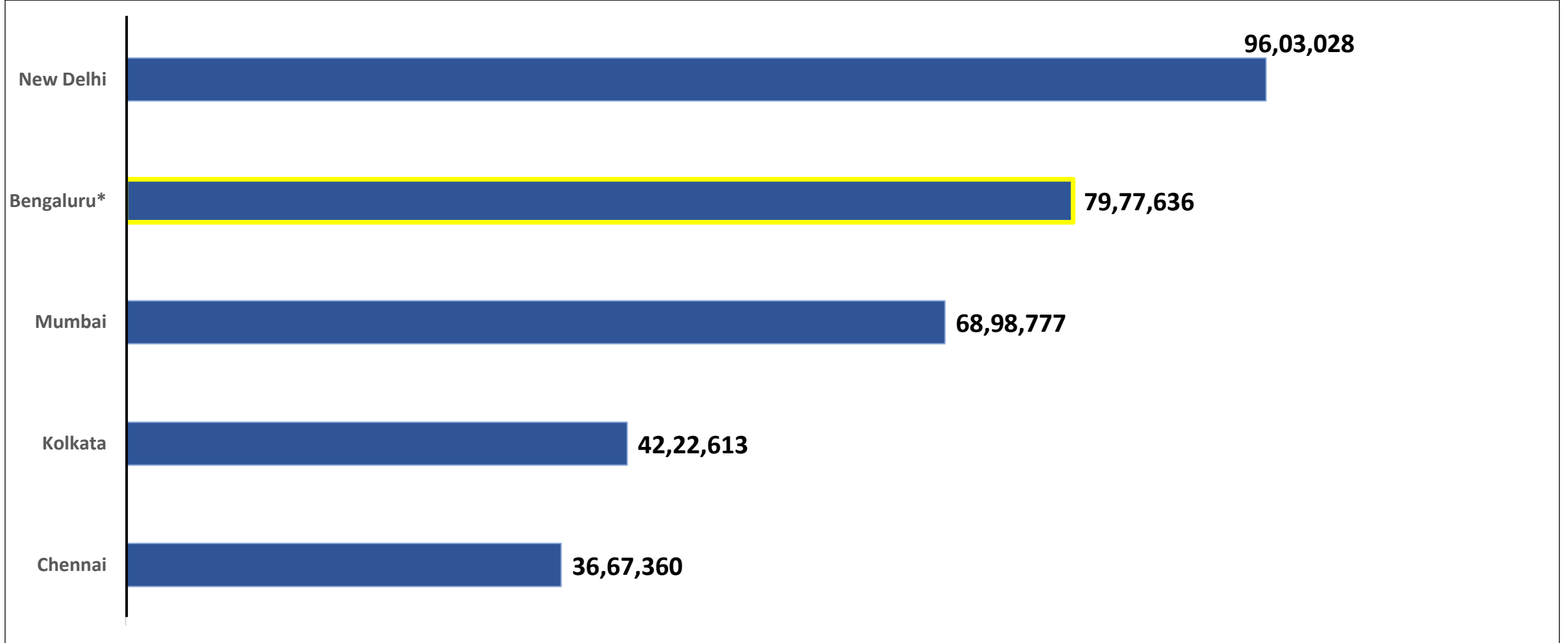
BENGALURU AND OTHER METROPOLITAN CITIES



Source : <https://www.covid19india.org/> at 7:00 pm (23.07.2021)



VACCINE DOSES ADMINISTERED IN BENGALURU AND OTHER METROPOLITIAN CITIES



Source : <https://dashboard.cowin.gov.in/> at 7:00 pm (23.07.2021)

*includes BBMP & Bengaluru Urban



SNAPSHOT OF COVID-19 CASES IN BENGALURU URBAN



**Total Wards With
< =10 Cases* :
99**

**Tests Conducted
On 22.07.2021:
59,508**

**Recovery
Rate:
98.02%**

**Total
Active Cases :
08,364**

**Total Vaccinated on
22.07.2021:
52,594**

**Positivity
Rate* :
0.63%**

**Active
Rate:
0.68%**

**Case
Fatality Rate* :
1.46%**



*Total positive cases In the past 10 days

*CFR and positivity is for Past 7 days



ಬೃಹತ್ ಬೆಂಗಳೂರು ಮಹಾನಗರ ಪಾಲಿಕೆ
Bruhat Bengaluru Mahanagara Palike



Download BBMP Bulletin	https://apps.bbmpgov.in/covid19/mediabulletin.php
For BBMPCovid19 Bed Status:	https://apps.bbmpgov.in/covid19/en/Bedstatus.php
To register for vaccination :	https://selfregistration.cowin.gov.in/
BBMP COVID19 Dashboard:	https://apps.bbmpgov.in/covid19/
Follow us on:	 www.facebook.com/bbmp.comm1/
	 twitter.com/BBMPCOMM

Issued by:

Honorable Chief Commissioner, BBMP
Special Commissioner Health & IT, BBMP
MD, Bengaluru Smart City Limited

THANK YOU !



ಇಂದೇ ಕೋವಿಡ್ ಲಸಿಕೆ ಪಡೆಯಿರಿ!

ಕೋವಿಡ್-19 ಲಸಿಕೆ ಸುರಕ್ಷಿತ ಮತ್ತು ಪರಿಣಾಮಕಾರಿ

ಲಸಿಕೆಯು ಕೋವಿಡ್ ಸೋಂಕಿನ ರೋಗ ಪರಿಣಾಮವನ್ನು ಕಡಿಮೆಗೊಳಿಸಿ, ಆಸ್ಪತ್ರೆಗೆ ದಾಖಲಾಗುವ ಸಂಭವವನ್ನು ಕಡಿಮೆಗೊಳಿಸುತ್ತದೆ ಮತ್ತು ಸಾವಿನಿಂದ ರಕ್ಷಿಸುತ್ತದೆ

18 ವರ್ಷ ಮೇಲ್ಪಟ್ಟ ಎಲ್ಲರಿಗೂ ಕೋವಿಡ್ ಲಸಿಕೆ ನೀಡಲಾಗುತ್ತಿದೆ

ಕೋವಿಡ್ ಲಸಿಕೆ ಪಡೆದರೆ ಆರೋಗ್ಯ, ಹಣ, ವ್ಯಾಪಾರ ಎಲ್ಲವೂ ಸುರಕ್ಷಿತ ಜೀವನ • ಜೀವಸಂರಕ್ಷಣೆ • ಜಾಗರೂಕತೆ

ಮಾಸ್ಕ್ ಧರಿಸಿ ಕರ್ನಾಟಕ Mask Up KARNATAKA

ಎಲ್ಲರ ಸುರಕ್ಷತೆಗೋಸ್ಕರ ಇಂದೇ ಕೋವಿಡ್ ಲಸಿಕೆ ಪಡೆಯಿರಿ!
24x7 ದ್ವರ, ನೆಗಡಿ, ಕಿಮ್ಮು ತರಹದ ಕೋವಿಡ್-19 ಲಕ್ಷಣಗಳಿದ್ದಲ್ಲಿ 104ಕ್ಕೆ ಕರೆ ಮಾಡಿ